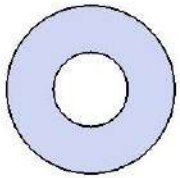


Model # T8RCDBLPEDSM

# HARDWARE



5/16" x 1"  
Machine Bolt



5/16" Washer



5/16" Washer

# PRODUCT SPECIFICATIONS

## **T8RCDBLPEDSM RECTANGULAR SURFACE MOUNT TABLE**

Seat & Back: 2" x 2" x 1/8" formed angle frame with 1-1/2" radius corners. 3/4" #9 steel expanded metal. 7 gauge x 1-1/2" flat bar center support and mounting bracket understructure. Electrically MIG welded.

Coating: Oven fused functionalized polyethylene copolymer-based thermoplastic. Fluidized bed coating application with superior mechanical performance, impact resistance and UV-stability.

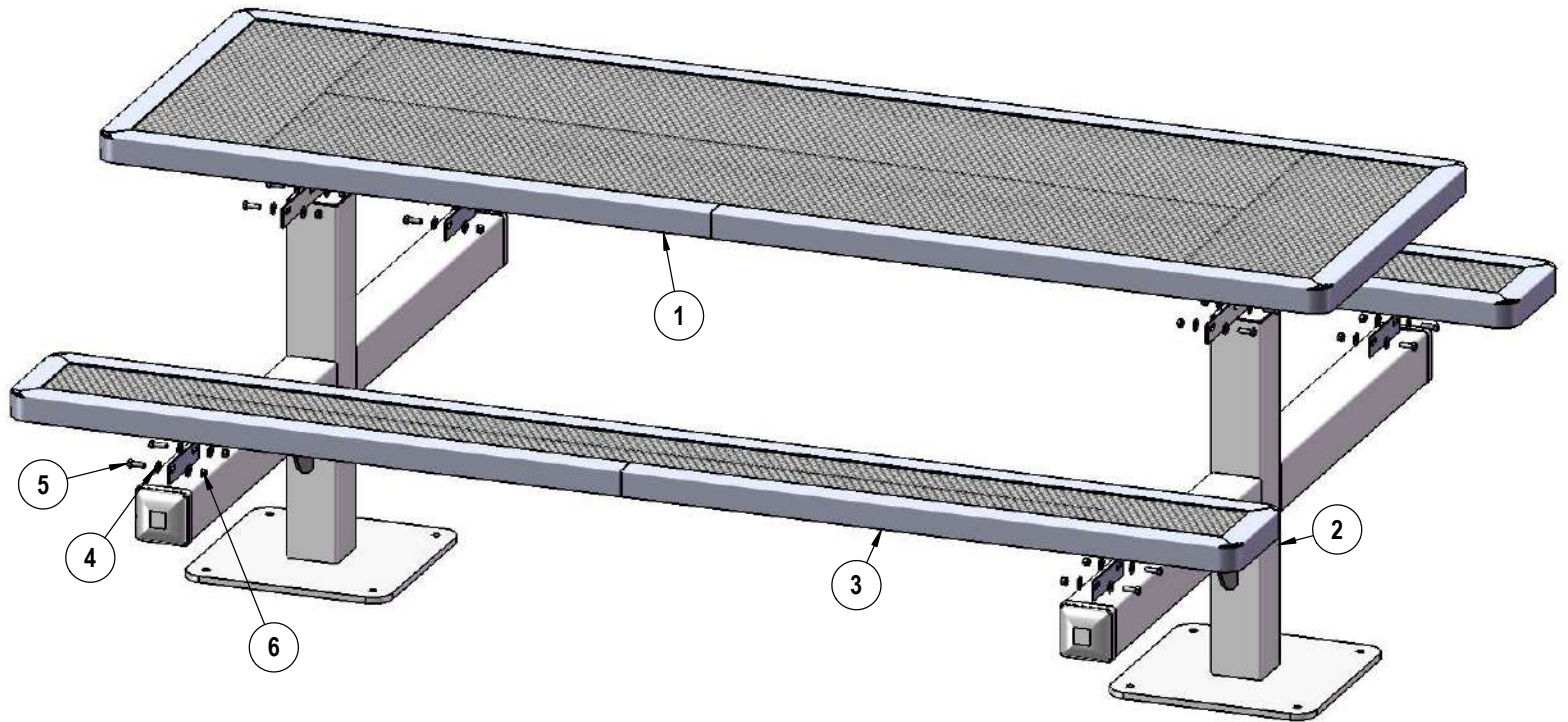
Frame: 4 x 4 x 11 gauge structural steel square tubing. Tubing is capped with a 4 x 4 x 3/16" steel flat bar. Arms are supported with 6" x 6" x 1/4" steel flat bar gussets. Seat and top mounting points 7 gauge x 1-1/2" die stamped steel flat bar. All electrically MIG welded.

Frame Coating: Electrostatic powder coated application oven cured.

Hardware: All stainless steel hardware fasteners.

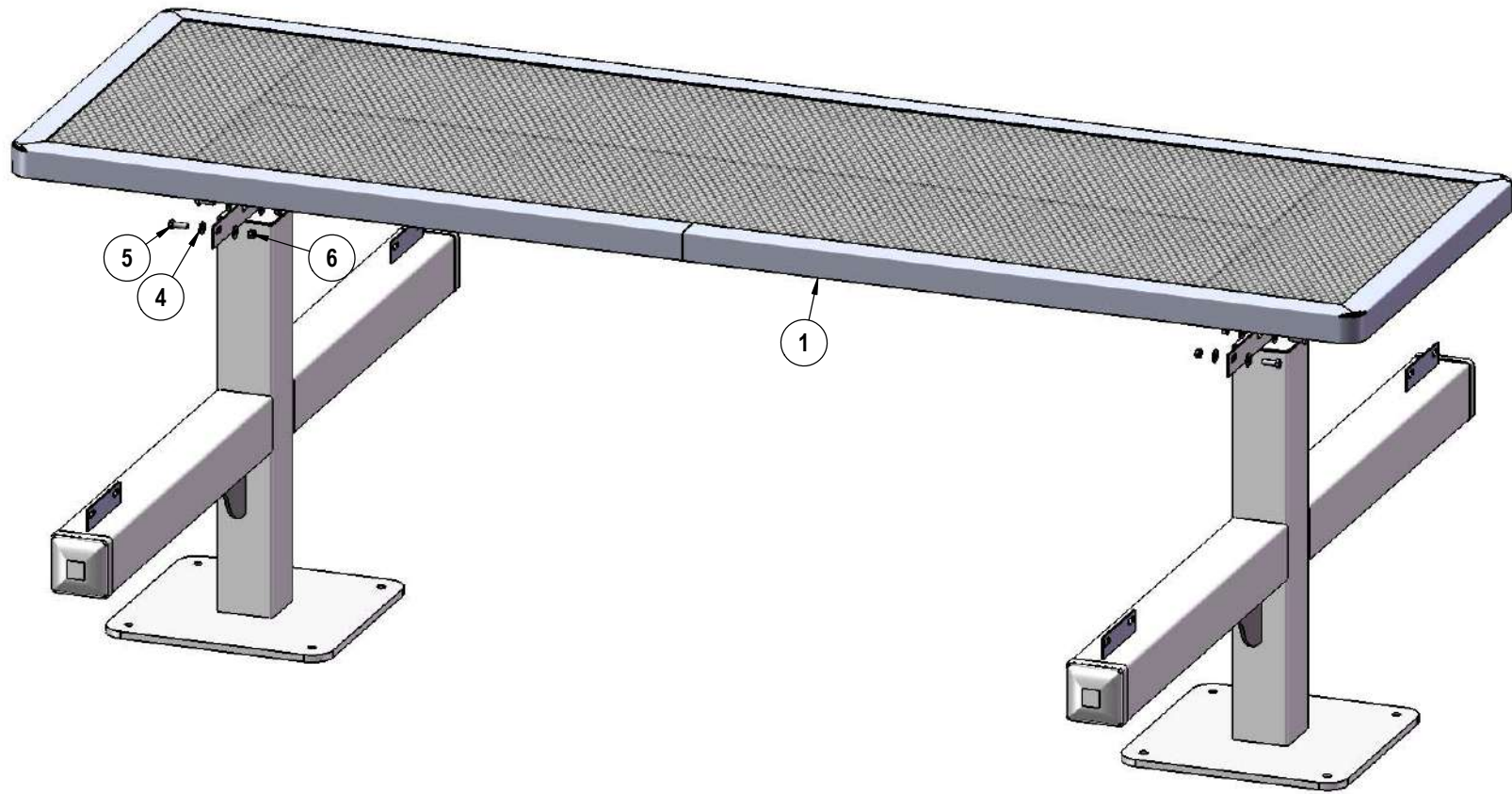
Dimensions: Top is 30" wide x 96" long x 30-1/4" high. Seats are 10" wide x 96" long x 18-3/8" high. Outside to outside dimensions are 67" x 96".

# COMPONENTS



ITEM NO.	PartNo	DESCRIPTION	QTY
1	RC96-T	8' regal expanded top	1
2	P-V347SM	347 Surface Mount Vinyl Leg	2
3	RC96-S	8' long x 10" wide regal expanded seat	2
4	33-02-0007	5/16" SS Washer	32
5	33-05-0029	5/16" x 1" Machine Bolt (SS)	16
6	33-03-0012	5/16" Kep Nut (SS)	16

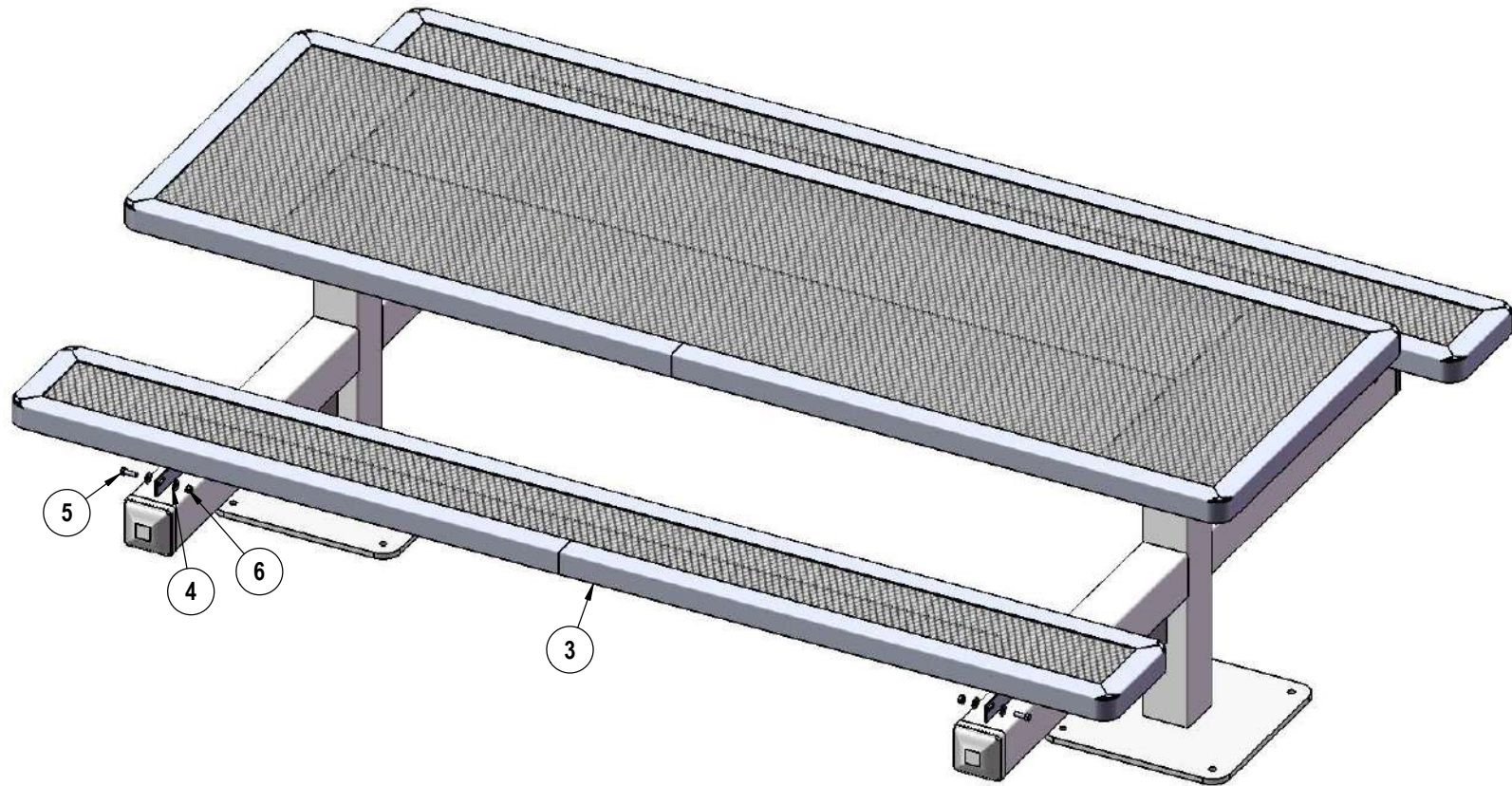
## STEP 1



Attach the top to the post assemblies as shown using specified hardware.



## STEP 2



Repeat step 1 for the seats.

# OVERALL DIMENSIONS

