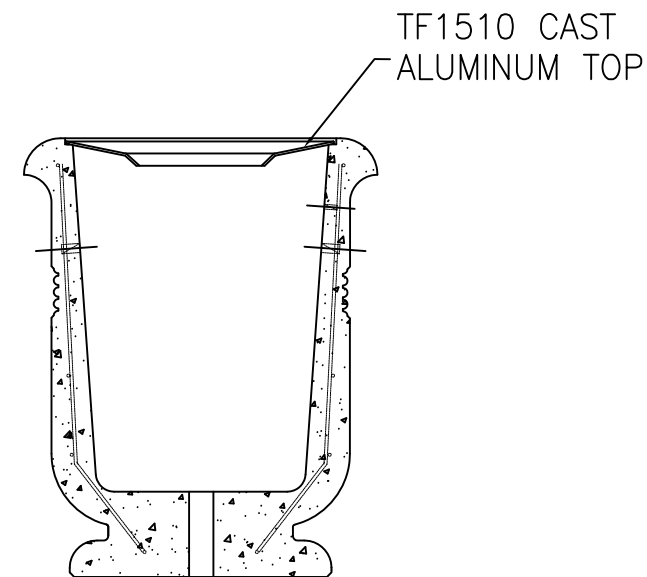
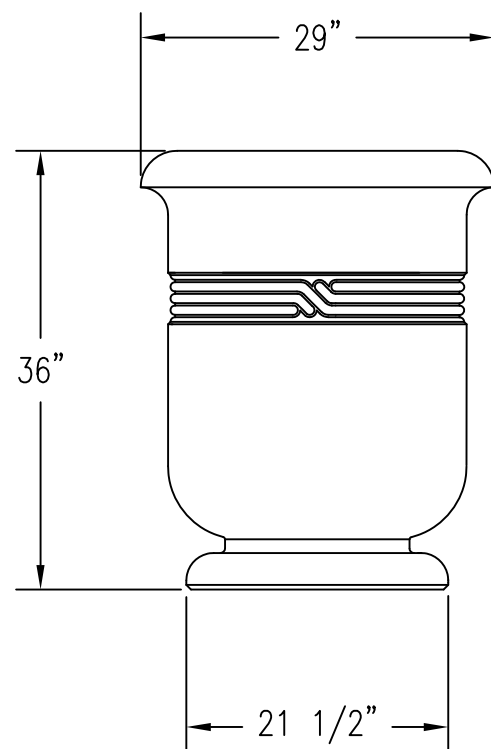


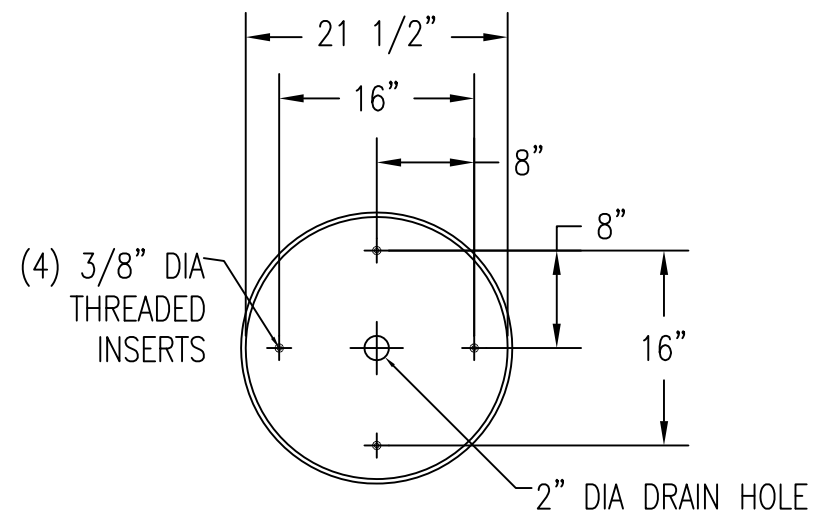
1 TOP VIEW
Scale: 1/16" = 1"



3 SECTION VIEW
Scale: 1/16" = 1"



2 ELEVATION VIEW
Scale: 1/16" = 1"



4 BOTTOM VIEW
Scale: 1/16" = 1"

REVISIONS			
	NAME	DATE	NOTES
1	---	-----	---
2	---	-----	---
3	---	-----	---
4	---	-----	---
5	---	-----	---
6	---	-----	---
7	---	-----	---
8	---	-----	---

CONFIDENTIAL INFORMATION
THESE DRAWING, SPECIFICATIONS AND
OTHER INFORMATION AND DOCUMENTS
ACCOMPANYING THEM ARE THE
CONFIDENTIAL AND PROPRIETARY PROPERTY
OF WAUSAU TILE, INC. THE DRAWINGS
THEMSELVES SHALL BELONG TO THE
OWNER FOR USE ONLY ON THE PROJECT.
ANY ADDITIONAL USE SHALL REQUIRE THE
PRIOR WRITTEN APPROVAL OF WAUSAU
TILE, INC. THE PROPRIETARY INFORMATION
CONTAINED WITHIN THE DRAWINGS AND THE
DOCUMENTS IS AND SHALL REMAIN THE
SOLE PROPERTY OF WAUSAU TILE, INC

JOB NAME

WAUSAU, WI

UNLESS OTHERWISE SPECIFIED
DIMENSIONS ARE IN INCHES
FRACTIONS $\pm 1/8"$

DRAWN BY: TAS

DATE: 6/28/17

CO NUMBER: ?

WEIGHT: 730 LBS

SHEET NO.

WS1117

 **Furniture Leisure**
 Commercial Site Furnishings

FurnitureLeisure.com PoolFurnitureSupply.com
PicnicFurniture.com PicnicTableSupplier.com
ParkTables.com UBrace.com

1-800-213-2401 | sales@furnitureleisure.com